





reminds you to



# BOAT SMART

## From Your Start



### LIFE JACKETS

Life jackets are also called **Personal Flotation Devices (PFDs)**. A life jacket will only work if it is on your body and it fits you properly. *Always wear your jacket near or on the water.*

### HYPOTHERMIA

A very dangerous condition that causes the body to lose it's heat. This can happen to any person that spends too much time in cold water or air. May cause sleepiness and lead to drowning if you are in water without a life jacket. Learn the **H.E.L.P. (Heat Escape Lessening Position)** and **Huddle** positions.




### LOWHEAD DAMS

**STAY AWAY FROM DAMS!** Never boat or swim in these areas, you must know where you are boating before you go. Water at a lowhead dam will probably turn your boat over, pull it under and trap you under water, rolling like a washing machine.

### WATER WAY SIGNS

There are signs on the water to tell you what to do, just like on the highway. They are usually on large floating cans and often have orange writing on a white background.



**NEVER SWIM ALONE.**

**NEVER BOAT ALONE WITHOUT FIRST MAKING A FLOAT PLAN AND GIVING IT TO SOMEONE YOU TRUST WHO CARES ABOUT YOU.**

**KNOW YOUR BOAT –  
LEARN THE EQUIPMENT AND  
PROPER TERMS.**

**TAKE A BOATING SAFETY COURSE.**

**GET A VESSEL SAFETY CHECK.**

**KNOW WHAT THE LAWS ARE  
IN YOUR AREA.**



**NEVER CONSUME ALCOHOL WHEN BOATING  
OR SWIMMING.**



### SAFETY and EMERGENCY EQUIPMENT

Learn the location of all safety and emergency equipment on your vessel including the blower, radio, lines (ropes), fire extinguishers and flares.

Ask your parents or the Captain to teach you the proper technique for using these items.



*This display banner was produced in part with a grant from the Ohio Department of Natural Resources Division of Watercraft.*